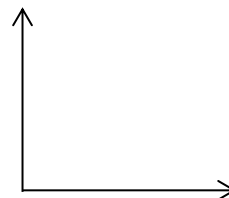


Mass and Volume Lab

Question

What is the relationship between.....

Prediction



Procedure:




WOOD

Data Table

Trial				Volume	Mass
1					
2					
3					
4					
5					

Graph



Equation ($y = mx + b$)

Slope (number and units)

Description of slope

For every....

Value of the Vertical Axis Intercept
(y-intercept)

Meaning of vertical intercept

Description of relationship

As the....

METAL

Procedure:



Data Table

Trial		
1		
2		
3		
4		
5		


Equation ($y = mx + b$)

Slope (number and units)

Value of the Vertical Axis Intercept
(y-intercept)

Description of relationship
As the....

Graph



Description of slope

For every....

Meaning of vertical intercept

Conclusion